


# Xavier
















(This chart is printed using KG-Chart LE for Cross Stitch.)

# Xavier


Stitch Count: 56w x 85h  
Finished Size: 7.90 cm x 11.99 cm (18 ct./inch)  
Cloth: Anne Cloth  
Cloth's Color: White  
# of colors: 13 Colors

## Color Table (DMC)

### **Cross Stitch**

	518	(60 ct)
	519	(46 ct)
	813	(184 ct)
	817	(4 ct)
	825	(18 ct)
	826	(40 ct)
	827	(130 ct)
	828	(186 ct)
	3750	(105 ct)
	3760	(369 ct)
	3765	(99 ct)
	3841	(1309 ct)
	3842	(340 ct)

### **Backstitch**

	518	(46 ct)
---	-----	---------

## Comment

---

For transparent glow effect, stitch the / symbol around Xavier's body as half stitches (only one leg of the cross stitch), using one strand of DMC 3841 and one strand of Kreinik blending filament 094 (Star Blue).

Thimbleweed Park cross stitch chart created by Emily Morganti (<http://www.emilymorganti.com/thimblecharts>).  
This free pattern may not be used for commercial purposes.

In a town like Thimbleweed Park a dead body is the least of your problems.  
Learn more at: <http://www.thimbleweedpark.com>